

ALLIANCE

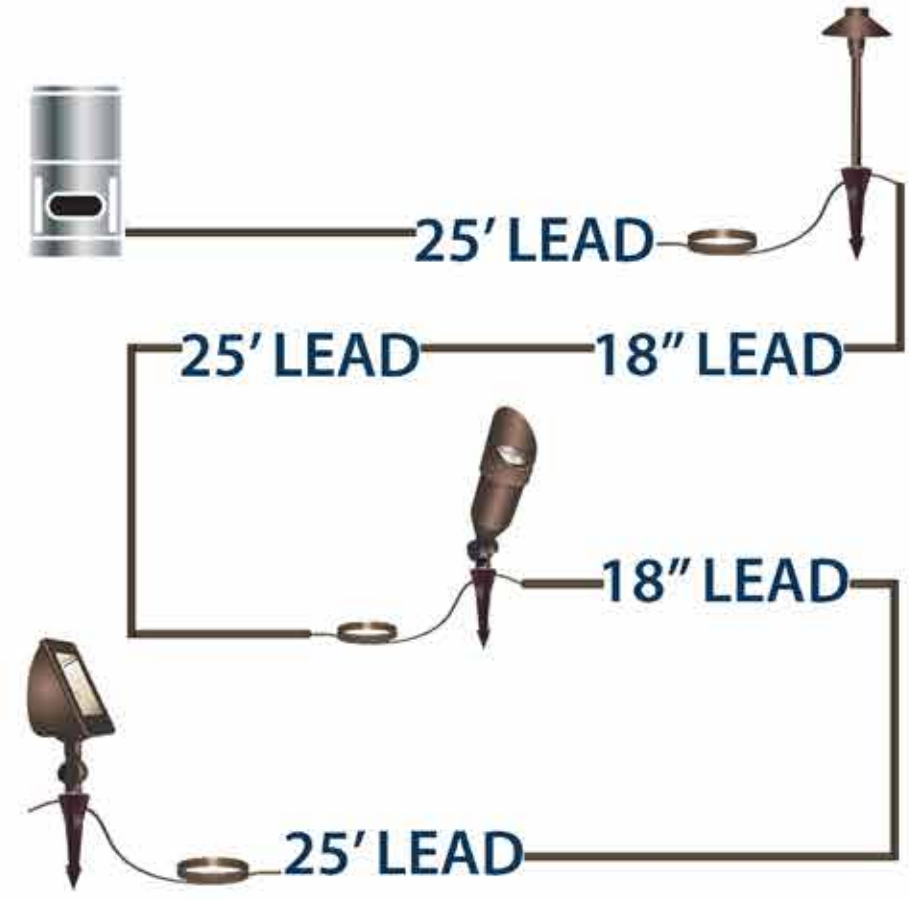


LED Made Easier Than Ever.



Drop In LED's For Every Fixture

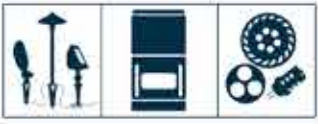
Industry First Double Wire Lead



Easier Wiring Installation

TABLE OF CONTENTS

- ALLIANCE LED 2-3
- LED LAMPS..... 4-5
- AREA LIGHTS 6-10
- WALL SCONCE LIGHTS..... 11
- PATH LIGHTS..... 12-13
- BULLET LIGHTS 14-17
- DOWN LIGHTS 18-21
- FLOOD LIGHTS 22-23
- IN-GROUND LIGHTS 24-27
- STEP LIGHTS 28-31
- UNDERWATER LIGHT..... 32-33
- COPPER LIGHTS..... 34-35
- TRANSFORMERS..... 36-37
- ACCESSORIES..... 37
- DEMO KIT 38
- PRODUCT WARRANTY..... 39
- FIXTURE ACCESSORIES..... 39



The Tower lamps feature:

- Operating voltage: 8v -24v
- CRI of Ra>80
- 50,000 hour average life span
- Ambient operating temperature from -32°F to 162°F, -36°C to 72°C
- Two color options are available *
 - Standard Warm White (2700K)
 - Bright White (3000K)

The PAR36 Lamps feature:

- Warm white color, 2800K temperature
- Operating voltage: 8v -24v
- CRI of Ra>80
- 50,000 hour average life span
- Ambient operating temperature from -32°F to 162°F, -36°C to 72°C
- EMI filter
- IP Grade: IP66



LBIPIN-LED-3W

3 watt bipin, 150 lumens*
(20 watt xelogen equivalent)

Available in Amber (Sea Turtle Safe)



LBA15S-LED-3W

3 watt single bayonet, 150 lumens*
(20 watt xelogen equivalent)



LBA15D-LED-3W

3 watt double bayonet, 150 lumens*
(20 watt xelogen equivalent)



L3156-LED-3W

3 watt 3156 wedge base, 150 lumens*
(20 watt xelogen equivalent)



L921T5-LED-2W

2 watt T5 wedge base, 120 lumens*
(10 watt xelogen equivalent)



*All Tower lamps are available in standard warm white (2700K)
Bright White (3000K) is also available
Specified with (-3K) i.e. LBIPIN-LED-3W-3K

LPAR36-LED-4W-F

4 watt PAR36, 250 lumens, 20 degree

LPAR36-LED-4W-WF

4 watt PAR36, 250 lumens, 40 degree
(20 watt PAR36 equivalent)



LPAR36-LED-8W-F

8 watt PAR36, 300 lumens, 20 degree

LPAR36-LED-8W-WF

8 watt PAR36, 300 lumens, 40 degree
(35 watt PAR36 equivalent)



LPAR36-LED-10W-F

10 watt PAR36, 400 lumens, 30 degree

LPAR36-LED-10W-WF

10 watt PAR36, 400 lumens, 45 degree
(50 watt PAR36 equivalent)



The MR16 LED lamps feature:

- Warm white color, 2900K temperature
- Operating voltage between 8v-24v
- CRI of Ra>80
- 50,000 hour life span
- Ambient operating temperature from -32°F to 162°F, -36°C to 72°C
- EMI Filter

The LMR11-LED-4W-F features:

- Warm white color, 2900K temperature
- Operating voltage: 8v -24v
- CRI of Ra>80
- 50,000 hour average life span
- Ambient operating temperature from -32°F to 162°F, -36°C to 72°C
- EMI filter



LMR16-LED-4W-F

4 watt MR16, 250 lumens
Flood, 45 degree
(20 watt MR16 equivalent)



LMR16-LED-4W-WF

4 watt MR16, 250 lumens
Wide Flood, 60 degree
(20 watt MR16 equivalent)



LMR16-LED-4W-NS

4 watt MR16, 250 lumens
Narrow Spot, 15 degree
(20 watt MR16 equivalent)



LMR16-LED-6W-F

6 watt MR16, 400 lumens
Flood, 45 degree
(50 watt MR16 equivalent)



LMR16-LED-5W-F

5 watt MR16, 310 lumens
Flood, 45 degree
(35 watt MR16 equivalent)



LMR16-LED-5W-WF

5 watt MR16, 310 lumens
Wide Flood, 60 degree
(35 watt MR16 equivalent)



LMR16-LED-5W-NS

5 watt MR16, 310 lumens
Narrow Spot, 15 degree
(35 watt MR16 equivalent)



LMR11-LED-4W-F

4 watt MR11, 175 lumens
Flood, 45 degree
(20 watt MR11 equivalent)



RED



GREEN



BLUE



AMBER

Area Light Hats Feature:
 *Note: Area light stems are sold separately

- Brass area light hat, aged brass finish
- Polycarbonate lens
- Rubber gaskets
- Adjustable brass collar with thumb screw (AL700, AL750, AL800 and AL850)
- Lifetime warranty

Area Light Stems Sold Separately:

- ALSTEM12 – 12" Stem
- ALSTEM18 – 18" Stem
- ALSTEM24 – 24" Stem
- ALSTEM60 – 60" Stem
- ALSTEMADJ – 18"-29" Stem



Area Light Hats Feature:
 *Note: Area light stems are sold separately

- Brass area light hat, aged brass finish
- Polycarbonate lens
- Rubber gaskets
- Adjustable brass collar with thumb screw (AL700, AL750, AL800 and AL850)
- Lifetime warranty

AL750
 (CGAL01)
 Area Light Hat

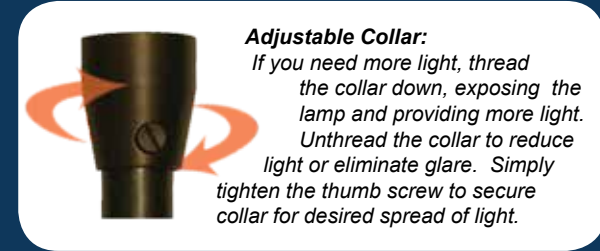


AL850
 (CGAL02)
 Area Light Hat



Area Light Stems Feature:
 *Note: Area light hats are sold separately

- Brass stem, aged brass finish
- Adjustable brass collar with thumb screw (ALSTEM60 excluded)
- Ceramic bi-pin socket
- Double wire lead pre-connected to the fixture, 16 awg (UL listed), brown
 - 25 foot wire lead, pre-stripped for easy wire connection
 - 18 inch wire lead, LED connection ready
- Plastic ground stake (8.5 in; 21.6 cm length) (ALSTEM60 excluded)
- PermaPost ABS stake with brass cap on ALSTEM60
- Lifetime warranty on fixture housing



ALSTEM12
 (20 watt Xelogen lamp included)

ALSTEM12-LED
 (3 watt bipin LED lamp included)



ALSTEM18
 (20 watt Xelogen lamp included)

ALSTEM18-LED
 (3 watt bipin LED lamp included)



ALSTEM24
 (20 watt Xelogen lamp included)

ALSTEM24-LED
 (3 watt bipin LED lamp included)



ALSTEM60
 (20 watt Xelogen lamp included)

ALSTEM60-LED
 (3 watt bipin LED lamp included)



ALSTEMADJ
 Adjustable Area Light Stem
 (20 watt Xelogen lamp included)

ALSTEMADJ-LED
 (3 watt bipin LED lamp included)



TIKI Features:

**Note: Area light stems are sold separately*

- Brass area light hat, aged brass finish
- Metal Snuffing Cap with Chain
- Braided Wick with Brass Holder
- MR16 halogen lamp, 35 watt (included)
- Solid Brass Collar
- Lifetime warranty

TIKI
Specialty Area Light Hat
(35 watt halogen MR16 lamp included)



The Wall Sconces Feature:

- Brass fixture, aged brass finish
- Frosted top lens (WS100 and WS200)
- Clear glass top and bottom lenses (WS300)
- Dual Ceramic bi-pin socket
- Lamps included
- 25 Foot wire lead, 16 awg (UL listed), brown, Pre-connected to the fixture, Pre-stripped for easy wire connection
- Lifetime warranty on fixture housing



WS100
(Two 20 watt Xelogen lamps included)

WS100-LED
(Two 3 watt bipin LED lamps included)



WS300
(Two MR16 halogen lamps included)

WS300-LED5W
(Two 5 watt MR16 LED lamps included)

WS300-LED4W
(Two 4 watt MR16 LED lamps included)



WS200
(Two 20 watt Xelogen lamps included)

WS200-LED
(Two 3 watt bipin LED lamps included)



- PL100 Features:
- Brass fixture, aged brass finish
 - Solid brass hat with dual adjustments, Brass thumb screw for vertical adjustments, Brass stem nut for horizontal adjustments
 - Ceramic bi-pin socket
 - Frosted bubble lens
 - Lamp included
 - Double wire lead pre-connected to the fixture, 16 awg (UL listed), brown
 - 25 foot wire lead, pre-stripped for easy wire connection
 - 18 inch wire lead, LED connection ready
 - Plastic ground stake
 - Lifetime warranty on fixture housing



PL100
(20 watt Xelogen lamp included)

PL100-LED
(3 watt bipin LED lamp included)



- PL200 and PL250 Feature:
- Solid brass area light hat
 - Clear glass lens
 - Adjustable brass stem, 17"-27" length, aged brass finish
 - Ceramic bi-pin socket
 - Lamp included
 - 25 Foot wire lead, 16 awg (UL listed), brown, Pre-connected to the fixture, Pre-stripped for easy wire connection
 - Solid brass stake (8.5 in; 21.6 cm length)
 - Lifetime warranty on fixture housing



PL200
Adjustable Path Light
(20 watt Xelogen lamp included)

PL200-LED
(3 watt bipin LED lamp included)



17 - 27 in
(43.0 - 63.0 cm)



PL250
Adjustable Path Light
(20 watt Xelogen lamp included)

PL250-LED
(3 watt bipin LED lamp included)

CGBL01 Features:

- Brass fixture, aged brass finish
- Solid brass knuckle with dial adjustment
- Solid brass shroud with turn and lock fitting
- Ceramic bi-pin socket with lamp clip
- Clear convex lens
- Lamp included
- Double wire lead pre-connected to the fixture, 16 awg (*UL listed*), brown
 - 25 foot wire lead, pre-stripped for easy wire connection
 - 18 inch wire lead, LED connection ready
- Commercial grade brass stake collar
- Plastic ground stake (8.5 in; 21.6 cm length)
- Lifetime warranty on fixture housing

CGBL01

Commercial Grade Bullet Light
(35 watt MR16 halogen lamp included, 50 watt maximum)

CGBL01-LED5W

(5 watt MR16 LED lamp included)

CGBL01-LED4W

(4 watt MR16 LED lamp included)



Fixture Weight
4.75 lbs - 2.15 Kgs



Do you know...

Most Alliance in-ground fixtures come with two wire leads, one is 25-feet long and the other is 18-inches long. You can string together fixtures, long lead to the short lead, to create a daisy chain which makes Alliance LEDs the easiest and most cost effective to install.

Photo Courtesy of: Michael Epaul Photography
Lighting Design by: Illumascape Lighting, LLC owned by Phil Costello

Bullet Lights Feature:

- Brass fixture, aged brass finish
- Cast brass knuckle with dial adjustment
- Fully adjustable brass shroud
- Ceramic bi-pin socket with lamp clip (MR11 and MR16)
- Clear glass lens (BL300 excluded)
- Lamp included
- Double wire lead pre-connected to the fixture, 16 awg (UL listed), brown
 - 25 foot wire lead, pre-stripped for easy wire connection
 - 18 inch wire lead, LED connection ready (BL50 has a single 25' wire lead)
- Plastic ground stake (8.5 in; 21.6 cm length)
- Lifetime warranty on fixture housing



BL50
(20 watt MR11 halogen lamp included)

BL50-LED
(4 watt MR11 LED lamp included)



BL100
(35 watt MR16 halogen lamp included)

BL100-LED5W
(5 watt MR16 LED lamp included)

BL100-LED4W
(4 watt MR16 LED lamp included)



BL200
(35 watt MR16 halogen lamp included)

BL200-LED6W
(6 watt MR16 LED Lamp included)

BL200-LED5W
(5 watt MR16 LED Lamp included)

BL200-LED4W
(4 watt MR16 LED Lamp included)



BL300
(35 watt PAR36 halogen lamp included)

BL300-LED10W
(10 watt PAR36 LED Lamp included)

BL300-LED8W
(8 watt PAR36 LED Lamp included)

BL300-LED4W
(4 watt PAR36 LED Lamp included)



BL350
(35 watt MR16 halogen lamp included)

BL350-LED5W
(5 watt MR16 LED Lamp included)

BL350-LED4W
(4 watt MR16 LED Lamp included)

Hanging Light Features:

- Brass fixture, aged brass finish
- Cast brass base with ring
- Adjustable brass shroud on HL100
- Brass shroud with twinkle cutouts on HL200
- Ceramic bi-pin socket with lamp clip on HL100
- Ceramic bi-pin socket on HL200
- Lamp included
- Threaded aged brass chain, 18" length
- 25 Foot wire lead, 16 awg (UL listed), brown, Pre-connected to the fixture. Pre-stripped for easy wire connection
- Lifetime warranty on fixture housing

HL100
Hanging light
(35 watt MR16 halogen lamp included)

HL100-LED5W
(5 watt MR16 LED lamp included)

HL100-LED4W
(4 watt MR16 LED lamp included)



HL200
Hanging light
(20 watt Xelogen lamp included)

HL200-LED
(3 watt bipin LED lamp included)



NEW FIXTURE



Do you know...

Alliance LED Lamps operate between a voltage range of 8 and 24 volts. This makes the Alliance LED Lamp the ideal choice for retrofitting traditional halogen systems, especially on those systems that utilized multi-tap transformers.

Down Lights Feature:

- Brass fixture, aged brass finish
- Solid brass knuckle with dial adjustment
- Brass shroud with rubber gasket
- Ceramic bi-pin socket with lamp clip
- Lamp included
- 25 Foot wire lead, 16 awg (UL listed), brown, Pre-connected to the fixture, Pre-stripped for easy wire connection
- Solid brass mounting bracket, aged brass finish (DL100 and DL200)
- Brass mounting nut for precise adjustment (DL100 and DL200)
- Aged brass round mounting base (DL50)
- Mounting screws
- Lifetime warranty on fixture housing



DL50
(20 watt MR11 halogen lamp included)

DL50-LED
(4 watt MR11 LED lamp included)



DL100
(35 watt MR16, extended hour halogen lamp included)

DL100-LED5W
(5 watt MR16 LED Lamp included)

DL100-LED4W
(4 watt MR16 LED Lamp included)



DL200
(35 watt MR16, extended hour halogen lamp included)

DL200-LED5W
(5 watt MR16 LED Lamp included)

DL200-LED4W
(4 watt MR16 LED Lamp included)



Flood Lights Feature:

- Brass fixture, aged brass finish
- Solid brass knuckle with dial adjustment
- Brass face plate with rubber gasket
- Ceramic bi-pin socket
- Clear lens (Optional frosted lens available)
- Lamp included
- Double wire lead pre-connected to the fixture, 16 awg (UL listed), brown
 - 25 foot wire lead, pre-stripped for easy wire connection
 - 18 inch wire lead, LED connection ready
- Plastic ground stake (8.5 in; 21.6 cm length)
- Lifetime warranty on fixture housing



FL50
(20 watt Xelogen lamp included)

FL50-LED
(3 watt bipin LED lamp included)

FL100
(20 watt Xelogen lamp included)

FL100-LED
(3 watt bipin LED lamp included)

FL200
(35 watt MR16 halogen lamp included)

FL200-LED5W
(5 watt MR16 LED lamp included)

FL200-LED4W
(4 watt MR16 LED lamp included)

NEW FIXTURE
MR16 FLOOD LIGHT



Do you know...

Alliance LED Lamps and the Double LED Lead system eliminates voltage drop issues that have haunted traditional halogen systems for years. Alliance LEDs work with a wide range of voltages (8v to 24v) and consume only a few watts (2w to 10w), thus allowing lights to be installed hundreds of feet away from the transformer.

The CGWL01 Features:

- Heavy brass grate, aged brass finish
- Clear glass convex lens, tempered
- Lamp retainer ring, stainless steel
- ABS housing, black
- Lamp included
- Double wire lead pre-connected to the fixture, 16 awg (UL listed), brown
 - 25 foot wire lead, pre-stripped for easy wire connection
 - 18 inch wire lead, LED connection ready
- Lifetime warranty on fixture housing

CGWL01
Commercial Grade Well Light
(35 watt PAR36 lamp included)

CGWL01-LED10W
(10 watt PAR36 LED lamp included)

CGWL01-LED8W
(8 watt PAR36 LED lamp included)

CGWL01-LED4W
(4 watt PAR36 LED lamp included)



Do you know...

Alliance LED Lamps have been engineered to produce a warm white illumination that is equivalent in lumen power to traditional halogen lamps, while only consuming between 2 to 10 watts each.

*Photo Courtesy of: Michael Epaul Photography
Lighting Design by: Illumascape Lighting, LLC owned by Phil Costello*

In-Ground Lights Feature:

- Brass fixture, aged brass finish
- Clear convex lens (GL200 excluded)
- Clear flat lens with the GL200
- Hex Louver with the GL200
- Solid brass fixture base with two rubber gasket seals (GL100 and GL150)
- Solid brass shroud with sealed lens
- Ceramic bi-pin socket
- Lamp included
- Double wire lead pre-connected to the fixture, 16 awg (UL listed), brown
 - 25 foot wire lead, pre-stripped for easy wire connection
 - 18 inch wire lead, LED connection ready
- Lifetime warranty on fixture housing

GL100
(35 watt MR16 halogen lamp included)

GL100-LED5W
(5 watt MR16 LED lamp included)

GL100-LED4W
(4 watt MR16 LED lamp included)



GL200
(35 watt MR16 halogen lamp included)

GL200-LED6W
(6 watt MR16 LED lamp included)

GL200-LED5W
(5 watt MR16 LED lamp included)

GL200-LED4W
(4 watt MR16 LED lamp included)



GL150
(35 watt MR16 halogen lamp included)

GL150-LED5W
(5 watt MR16 LED lamp included)

GL150-LED4W
(4 watt MR16 LED lamp included)



Well Lights Feature:

- ABS grate, black (WL100)
- Aged brass debris guard with clear glass lens (WL200)
- Aged brass louvered grate with lamp holder (WL300)
- ABS housing, black
- Lamp retainer ring, stainless steel (WL100 and WL200)
- Lamp included
- Double wire lead pre-connected to the fixture, 16 awg (UL listed), brown
 - 25 foot wire lead, pre-stripped for easy wire connection
 - 18 inch wire lead, LED connection ready
- Lifetime warranty on fixture housing



WL100
(35 watt PAR36 halogen lamp included)

WL100-LED10W
(10 watt PAR36 LED lamp included)

WL100-LED8W
(8 watt PAR36 LED lamp included)

WL100-LED4W
(4 watt PAR36 LED lamp included)



WL200
(35 watt PAR36 halogen lamp included)

WL200-LED10W
(10 watt PAR36 LED lamp included)

WL200-LED8W
(8 watt PAR36 LED lamp included)

WL200-LED4W
(4 watt PAR36 LED lamp included)



WL300
(35 watt MR16 halogen lamp included)

WL300-LED5W
(5 watt MR16 LED lamp included)

WL300-LED4W
(4 watt MR16 LED lamp included)



The SL100 Features:

- Brass fixture, aged brass finish
- Solid brass face plate with securing hex screws
- Allen wrench tool to tighten hex screws
- Base plate with adjustable mounting guides
- Ceramic bi-pin socket
- Frosted lens
- Lamp included
- 25 Foot wire lead, 16 awg (UL listed), brown, Pre-connected to the fixture, Pre-stripped for easy wire connection
- Mounting hardware screws
- Two extra adjusting hex face plate screws
- Mounting Template
- Lifetime warranty on fixture housing

SL100
(20 watt Xelogen lamp included)

SL100-LED
(3 watt bipin LED lamp included)



Do you know...

The industry first, Double LED leads on Alliance Outdoor Lighting's fixtures uses #16-2 brown wire, which can handle up to 96 watts of lamp load. Using Alliance LEDs, you can string up to 32 3-watt lamps or 19 5-watt lamps or 12 8-watt lamps together which eliminates costly heavy gauge #12-2 or #10-2 wire runs.

Photo Courtesy of: Michael Epaul Photography
Lighting Design by: Illumascape Lighting, LLC owned by Phil Costello

The SL50 Features:

- Brass fixture, aged brass finish
- Ceramic bi-pin socket
- Frosted lens
- Lamp included
- 25 Foot wire lead, 16 awg (UL listed), brown, Pre-connected to the fixture, Pre-stripped for easy wire connection
- Lifetime warranty on fixture housing

SL50
Paver Step Light
(20 watt Xelogen lamp included)

SL50-LED
(3 watt bipin LED lamp included)



The SL200 and SL300 Feature:

- Brass fixture, aged brass finish
- Solid brass face plate with securing screws
- Ceramic bi-pin socket
- Lamp included
- 25 Foot wire lead, 16 awg (UL listed), brown, Pre-connected to the fixture, Pre-stripped for easy wire connection
- Lifetime warranty on fixture housing



SL200
(20 watt Xelogen lamp included)

SL200-LED
(3 watt bipin LED lamp included)



SL300
(Two 20 watt Xelogen lamps included)

SL300-LED
(One 3 watt bipin LED lamp included)

SL300-LED2
(Two 3 watt bipin LED lamps included)



The UL100 Feature:

- Brass fixture, aged brass finish
- Solid brass fixture base
- Solid brass shroud with water tight, sealed clear lens
- Ceramic bi-pin socket
- Lamp included
- 25 Foot underwater wire lead, Pre-connected to the fixture (also available with 50 Foot and 100 Foot wire leads)
- Lifetime warranty on fixture housing

UL100
(35 watt MR16 halogen lamp included)

UL100-LED5W
(5 watt MR16 LED lamp included)

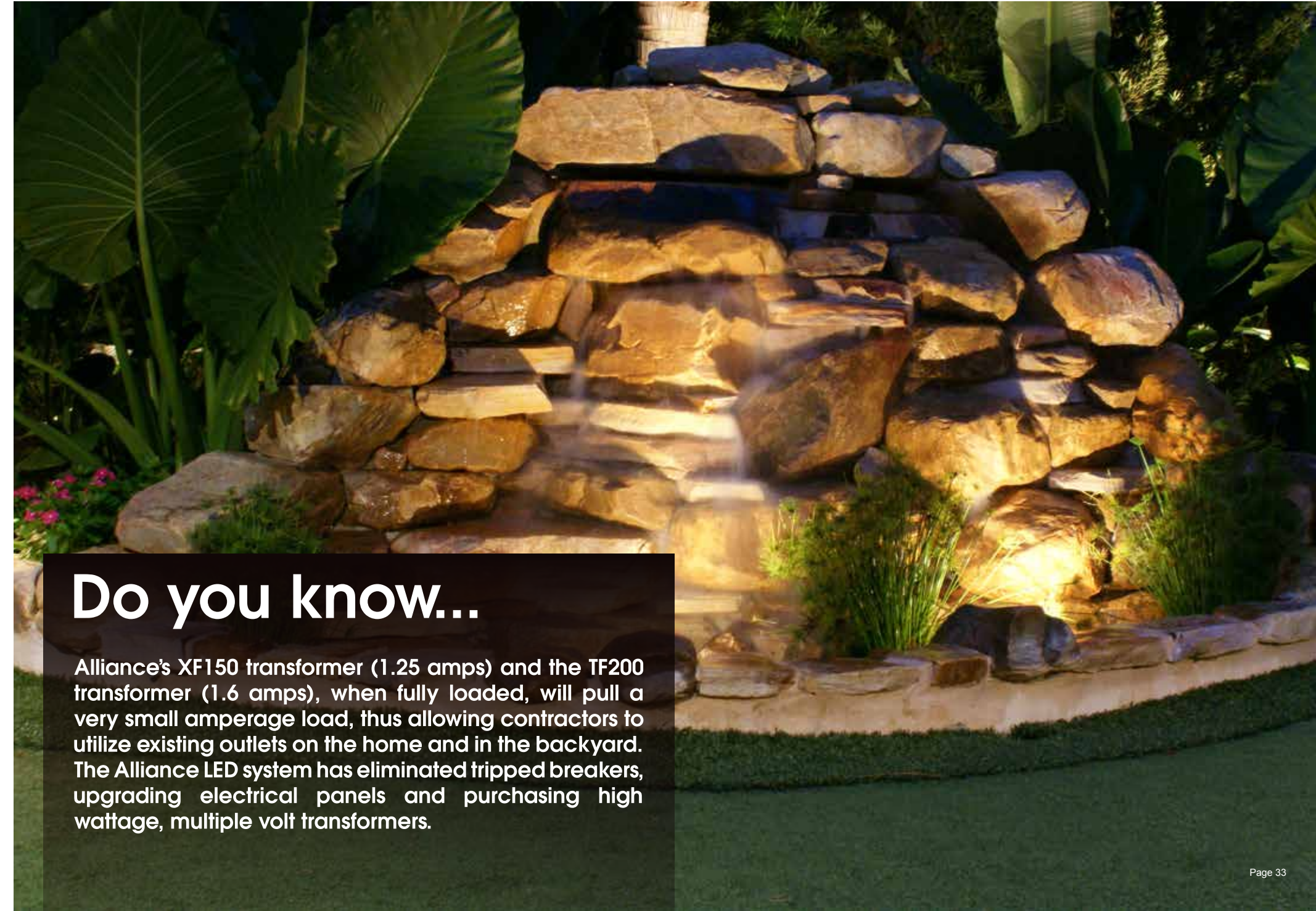
UL100-LED4W
(4 watt MR16 LED lamp included)



AVAILABLE IN LONGER LEADS

UL100-50FT
(50 Foot Wire Lead)
Available in LED

UL100-100FT
(100 Foot Wire Lead)
Available in LED



Do you know...
Alliance's XF150 transformer (1.25 amps) and the TF200 transformer (1.6 amps), when fully loaded, will pull a very small amperage load, thus allowing contractors to utilize existing outlets on the home and in the backyard. The Alliance LED system has eliminated tripped breakers, upgrading electrical panels and purchasing high wattage, multiple volt transformers.

The Copper Area Lights Feature:

- Copper area light hat, natural copper finish
- Copper area light stem, natural copper finish
- Adjustable collar with thumb screw, natural brass
- Ceramic bi-pin socket
- Lamp included
- 18 Inch wire lead, 16 awg (UL listed), brown Pre-connected to the socket, Pre-stripped for easy wire connection
- Plastic ground stake (8.5 in; 21.6 cm length)
- Lifetime warranty on fixture housing



CAL155
(20 watt Xelogen lamp included)

CAL155-LED
(3 watt bipin LED lamp included)



CAL555
(20 watt Xelogen lamp included)

CAL555-LED
(3 watt bipin LED lamp included)



18" LEAD ONLY

CAL255
(20 watt Xelogen lamp included)

CAL255-LED
(3 watt bipin LED lamp included)



The Copper Bullet Lights Feature:


- Copper fixture, natural copper finish
- Cast brass knuckle with dial adjustment, natural brass finish
- Fully adjustable copper shroud with rubber gasket
- Ceramic bi-pin socket with lamp clip
- Clear convex lens (BL105-COP and BL205-COP)
- Lamp included
- 18 inch wire lead, 16 awg (UL listed), brown, Pre-connected to the fixture, Pre-stripped for easy wire connection
- Plastic ground stake (8.5 in; 21.6 cm length) (BL105-COP and BL205-COP)
- Natural Brass Round Mounting Base (DL105-COP)
- Lifetime warranty on fixture housing



BL105-COP
(35 watt MR16 halogen lamp included)

BL105-COP-LED5W
(5 watt MR16 LED lamp included)

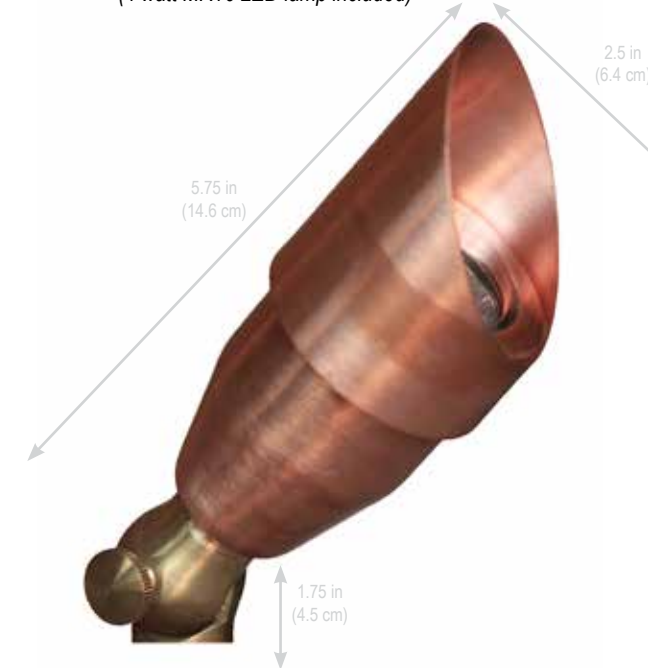
BL105-COP-LED4W
(4 watt MR16 LED lamp included)



BL205-COP
(35 watt MR16 halogen lamp included)

BL205-COP-LED5W
(5 watt MR16 LED lamp included)

BL205-COP-LED4W
(4 watt MR16 LED lamp included)



DL105-COP
(35 watt MR16 halogen lamp included)

DL105-COP-LED5W
(5 watt MR16 LED lamp included)

DL105-COP-LED4W
(4 watt MR16 LED lamp included)

18" LEAD ONLY

The XF Series transformers feature:

- Fully potted, insulated, single core transformer
- Inline surge protection
- Easy on/off, secondary breaker switches on each common tap
- Stainless steel cabinet with removable and lockable latched door
- Multiple voltage taps (see voltage tap diagram)
- Multiple common lug terminals (see voltage tap diagram)
- Tilted lug bar where the secondary lugs will be easier to access and install. The adjusted lug bar eliminates the blind spots that occur when trying to install low voltage wires to the terminal lug.
- Relay installed to bring the amperage delivered to the timer and photocells down to a lower level thus improving the longevity of life to those accessories and eliminating failures.
- Amp loop that provides contractors with one easy point of reference to check the primary amperage on the transformer
- Snap-in photocell ready receptacles
- Removable bottom panel allowing for easy access to lug terminals, more room for wiring, and the ability to attach conduits through the five knockouts.
- Lifetime Warranty

XF Series Transformers

XF1200

1200 watt Transformer



XF900

900 watt Transformer



XF600

600 watt Transformer



XF300

300 watt Transformer



XF150

150 watt Transformer



(XF600 pictured)



(XF150 pictured)

TF300

300 Watt Stainless Steel Transformer Featuring:

- Multiple Taps (12v-15v)
- Built in photocell/timer



CS100

Two Brass Connectors with Set Screws and Plastic Lug Caps in PVC housing



TF200

200 Watt Stainless Steel Transformer Featuring:

- One 12 Volt tap only
- Built in photocell/timer



CS150


Two Brass Connectors and Plastic Lug Caps



TF150

150 Watt Transformer Featuring:

- One 12 Volt tap only
- Built in photocell/timer




TIMER

Mechanical Timer



ETF60

60 Watt Electronic Transformer



DGTIMER

Digital Timer



The DEMOKIT8 Includes:

- Six BL200-LED4W
- Two ALSTEM12-LED
- Two AL100 Area Light Hats
- One TF150 Transformer
- Storage Locker

Demo Kit Features:

- Our industry first double wire leads: Fixtures with two 16 awg (UL Listed) brown wire leads pre-connected to the fixture, one 18" and one 25' in length.
- Quick connecting adapters at each wire end making connections fast and easy (not intended for in ground burial)
- A TF150 transformer with an 18" wire lead pre-connected with quick connect adapter
- A compact storage locker making the kit easy to store and transport



DEMOKIT8
(LED Demo Kit)

NEW ITEM



Quick connects on every wire lead, for an easy and fast connection



PRODUCT WARRANTY:


Alliance Outdoor Lighting warrants its products against defects in material and workmanship. Without charge, Alliance Outdoor Lighting will either repair or replace (Alliance Outdoor Lighting reserves the right to decide between repair or replacement) any properly installed Alliance Outdoor Lighting product that fails under normal operating conditions within the specified warranty period.

- **Brass and Copper fixtures:** All have a lifetime warranty for all castings and housings.
- **XF Series Transformers:** All stainless steel transformers carry a lifetime warranty on enclosures. All transformer windings carry a lifetime warranty.
- **TF Series Transformers:** Two year warranty.
- **Timers and Photocell:** One year warranty.
- **LED Lamps:** Five year warranty.
- **Halogen Lamps:** Do not carry a warranty


All products are warranted from the date of invoice, provided it is returned to the Alliance Outdoor Lighting distributor from where it is purchased. Our factory inspection determines it to be defective under the terms of the warranty. This warranty covers only equipment manufactured by Alliance Outdoor Lighting and does not extend to transportation, installation, labor compensation, or replacement charges, nor does it apply to any equipment of another manufacturer used in conjunction with Alliance Outdoor Lighting equipment.

NOTE: All Alliance Outdoor Lighting products are designed to be repaired in the field by a qualified lighting installer. All service parts are readily available and we encourage field repairs as a significant cost and labor savings which can be realized by the installer. All warranted components, as stated in the above warranty, which are installed in the field, will be honored.


GUTTERMOUNT
Aged Brass Gutter Mount



RMB
Aged Brass Round Mounting Base



PERMAPOST
Heavy Duty Ground Stake



NEW ITEM

RISER6, RISER12, RISER18
Aged Brass Riser



RISERADJ
Adjustable Riser with Aged Brass Cap



ALLIANCE



2014 PRODUCT CATALOG
800.930.6225
www.allianceoutdoorlighting.com
www.doyouknowalliance.com